

GOBINDA PRASAD MAHAVIDYALAYA

OFFICE OF THE INTERNAL QUALITY ASSURANCE CELL (IQAC)

Teachers Feedback (2022 - 23)

Name of the Teacher:.....

Objective: The Objective is to rate your satisfaction with the curriculum to use as feedback for quality improvement of the programme/ course.

The rating is done on a five point Likert scale where rating point 1 stands for Strongly disagree, 2 for Disagree, 3 for Undecided, 4 for Agree and 5 for Strongly agree respectively.

You are requested to put (✓) mark appropriate options for the following points.

Sl. No	Parameter	Strongly agree	Agree	Undecided	Disagree	Strongly disagree
1	The curriculum and syllabus framed by Bankura University are well organized and suitable for the programme.					
2	Objectives of the syllabi, programme outcomes and course outcomes are well defined and clear to the teachers and the students.					
3	The curriculum is as per the need of the students.					
4	The contents of the curriculum are in tune with the state/national level examination in the relevant subject.					
5	The teacher has the freedom to propose, modify, suggest and incorporate new methods in the teaching - learning activity.					
6	The teacher informs the students about the CBCS pattern in the beginning of the course.					
7	The syllabus of each semester is completed on time.					
8	Overall experience with the process of evaluation and assessment is very good.					
9	The syllabus is useful for the students and not overburdening to them.					
10	The syllabi/curriculum gives the opportunity to a student to prepare himself/herself for a suitable job.					



Signature



GOBINDA PRASAD MAHAVIDYALAYA

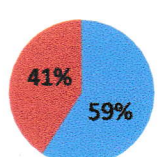
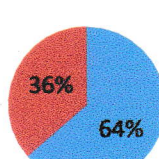
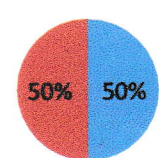
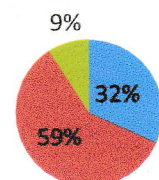
P.O. - AMARKANAN :: Dist. - BANKURA

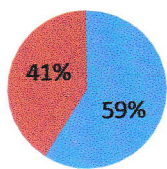
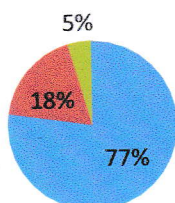
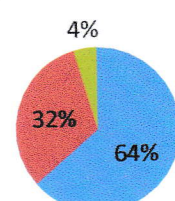
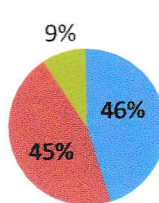
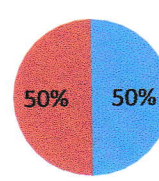
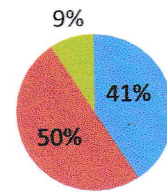
Website : www.gpmbankura.in :: Email id : gpm1985105@gmail.com :: Mob : 9734962796

Ref.

Date.

Teachers Feedback Analysis and Action taken Report Session 2022-23

Sl.No	Parameter	Pie Graph												
1	The curriculum and syllabus framed by Bankura University are well organized and suitable for the programme.	<div>Strongly Agree Agree Undecided Disagree Strongly disagree</div>  <table><tr><th>Response</th><th>Percentage</th></tr><tr><td>Strongly Agree</td><td>59%</td></tr><tr><td>Agree</td><td>41%</td></tr><tr><td>Undecided</td><td>0%</td></tr><tr><td>Disagree</td><td>0%</td></tr><tr><td>Strongly disagree</td><td>0%</td></tr></table>	Response	Percentage	Strongly Agree	59%	Agree	41%	Undecided	0%	Disagree	0%	Strongly disagree	0%
Response	Percentage													
Strongly Agree	59%													
Agree	41%													
Undecided	0%													
Disagree	0%													
Strongly disagree	0%													
2	Objectives of the syllabi, programme outcomes and course outcomes are well defined and clear to the teachers and the students.	<div>Strongly Agree Agree Undecided Disagree Strongly disagree</div>  <table><tr><th>Response</th><th>Percentage</th></tr><tr><td>Strongly Agree</td><td>64%</td></tr><tr><td>Agree</td><td>36%</td></tr><tr><td>Undecided</td><td>0%</td></tr><tr><td>Disagree</td><td>0%</td></tr><tr><td>Strongly disagree</td><td>0%</td></tr></table>	Response	Percentage	Strongly Agree	64%	Agree	36%	Undecided	0%	Disagree	0%	Strongly disagree	0%
Response	Percentage													
Strongly Agree	64%													
Agree	36%													
Undecided	0%													
Disagree	0%													
Strongly disagree	0%													
3	The curriculum is as per the need of the students.	<div>Strongly Agree Agree Undecided Disagree Strongly disagree</div>  <table><tr><th>Response</th><th>Percentage</th></tr><tr><td>Strongly Agree</td><td>50%</td></tr><tr><td>Agree</td><td>50%</td></tr><tr><td>Undecided</td><td>0%</td></tr><tr><td>Disagree</td><td>0%</td></tr><tr><td>Strongly disagree</td><td>0%</td></tr></table>	Response	Percentage	Strongly Agree	50%	Agree	50%	Undecided	0%	Disagree	0%	Strongly disagree	0%
Response	Percentage													
Strongly Agree	50%													
Agree	50%													
Undecided	0%													
Disagree	0%													
Strongly disagree	0%													
4	The contents of the curriculum are in tune with the state/national level examination in the relevant subject.	<div>Strongly Agree Agree Undecided Disagree Strongly disagree</div>  <table><tr><th>Response</th><th>Percentage</th></tr><tr><td>Strongly Agree</td><td>32%</td></tr><tr><td>Agree</td><td>59%</td></tr><tr><td>Undecided</td><td>9%</td></tr><tr><td>Disagree</td><td>0%</td></tr><tr><td>Strongly disagree</td><td>0%</td></tr></table>	Response	Percentage	Strongly Agree	32%	Agree	59%	Undecided	9%	Disagree	0%	Strongly disagree	0%
Response	Percentage													
Strongly Agree	32%													
Agree	59%													
Undecided	9%													
Disagree	0%													
Strongly disagree	0%													

5	The teacher has the freedom to propose, modify, suggest and incorporate new methods in the teaching - learning activity.	<div>Strongly Agree Agree Undecided Disagree Strongly disagree</div>  <table><tr><th>Response</th><th>Percentage</th></tr><tr><td>Strongly Agree</td><td>59%</td></tr><tr><td>Agree</td><td>41%</td></tr><tr><td>Undecided</td><td>0%</td></tr><tr><td>Disagree</td><td>0%</td></tr><tr><td>Strongly disagree</td><td>0%</td></tr></table>	Response	Percentage	Strongly Agree	59%	Agree	41%	Undecided	0%	Disagree	0%	Strongly disagree	0%
Response	Percentage													
Strongly Agree	59%													
Agree	41%													
Undecided	0%													
Disagree	0%													
Strongly disagree	0%													
6	The teacher informs the students about the CBCS pattern in the beginning of the course.	<div>Strongly Agree Agree Undecided Disagree Strongly disagree</div>  <table><tr><th>Response</th><th>Percentage</th></tr><tr><td>Strongly Agree</td><td>77%</td></tr><tr><td>Agree</td><td>18%</td></tr><tr><td>Undecided</td><td>5%</td></tr><tr><td>Disagree</td><td>0%</td></tr><tr><td>Strongly disagree</td><td>0%</td></tr></table>	Response	Percentage	Strongly Agree	77%	Agree	18%	Undecided	5%	Disagree	0%	Strongly disagree	0%
Response	Percentage													
Strongly Agree	77%													
Agree	18%													
Undecided	5%													
Disagree	0%													
Strongly disagree	0%													
7	The syllabus of each semester is completed on time.	<div>Strongly Agree Agree Undecided Disagree Strongly disagree</div>  <table><tr><th>Response</th><th>Percentage</th></tr><tr><td>Strongly Agree</td><td>64%</td></tr><tr><td>Agree</td><td>32%</td></tr><tr><td>Undecided</td><td>4%</td></tr><tr><td>Disagree</td><td>0%</td></tr><tr><td>Strongly disagree</td><td>0%</td></tr></table>	Response	Percentage	Strongly Agree	64%	Agree	32%	Undecided	4%	Disagree	0%	Strongly disagree	0%
Response	Percentage													
Strongly Agree	64%													
Agree	32%													
Undecided	4%													
Disagree	0%													
Strongly disagree	0%													
8	Overall experience with the process of evaluation and assessment is very good.	<div>Strongly Agree Agree Undecided Disagree Strongly disagree</div>  <table><tr><th>Response</th><th>Percentage</th></tr><tr><td>Strongly Agree</td><td>46%</td></tr><tr><td>Agree</td><td>45%</td></tr><tr><td>Undecided</td><td>9%</td></tr><tr><td>Disagree</td><td>0%</td></tr><tr><td>Strongly disagree</td><td>0%</td></tr></table>	Response	Percentage	Strongly Agree	46%	Agree	45%	Undecided	9%	Disagree	0%	Strongly disagree	0%
Response	Percentage													
Strongly Agree	46%													
Agree	45%													
Undecided	9%													
Disagree	0%													
Strongly disagree	0%													
9	The syllabus is useful for the students and not overburdening to them.	<div>Strongly Agree Agree Undecided Disagree Strongly disagree</div>  <table><tr><th>Response</th><th>Percentage</th></tr><tr><td>Strongly Agree</td><td>50%</td></tr><tr><td>Agree</td><td>50%</td></tr><tr><td>Undecided</td><td>0%</td></tr><tr><td>Disagree</td><td>0%</td></tr><tr><td>Strongly disagree</td><td>0%</td></tr></table>	Response	Percentage	Strongly Agree	50%	Agree	50%	Undecided	0%	Disagree	0%	Strongly disagree	0%
Response	Percentage													
Strongly Agree	50%													
Agree	50%													
Undecided	0%													
Disagree	0%													
Strongly disagree	0%													
10	The syllabi/curriculum gives the opportunity to a student to prepare himself/herself for a suitable job.	<div>Strongly Agree Agree Undecided Disagree Strongly disagree</div>  <table><tr><th>Response</th><th>Percentage</th></tr><tr><td>Strongly Agree</td><td>41%</td></tr><tr><td>Agree</td><td>50%</td></tr><tr><td>Undecided</td><td>9%</td></tr><tr><td>Disagree</td><td>0%</td></tr><tr><td>Strongly disagree</td><td>0%</td></tr></table>	Response	Percentage	Strongly Agree	41%	Agree	50%	Undecided	9%	Disagree	0%	Strongly disagree	0%
Response	Percentage													
Strongly Agree	41%													
Agree	50%													
Undecided	9%													
Disagree	0%													
Strongly disagree	0%													

ANALYSIS OF THE STATEMENTS OF TEACHERS

S1: Here 59% teachers response strongly agree with the statement, 41 %response agree with the statement, 4% teachers response Undecided, 0% response disagree with the statement and 0% response strongly disagree with the statement.

So, it is the clear from the responses of teachers that a majority of the teachers think that the curriculum and syllabus framed by Bankura University are well organized and suitable for the programme.

S2: Here 64% teachers response strongly agree with the statement, 36%response agree with the statement, 0% response disagree with the statement, and 0% response strongly disagree with the statement.

So, it is the clear from the responses of teachers that a majority of the teachers think that the objectives of the syllabi, programme outcomes and course outcomes are well defined and clear to the teachers and the students.

S3: Here 50% teachers response strongly agree with the statement, 50%response agree with the statement, 0% teachers response Undecided, 0% response disagree with the statement and 0% response strongly disagree with the statement.

So, it is the clear from the responses of teachers that many teachers think that the curriculum is as per the need of the students.

S4: Here 32% teachers response strongly agree with the statement, 59%response agree with the statement, 9% teachers response Undecided, 0% response disagree with the statement, and 0% response strongly disagree with the statement.

So, it is the clear from the responses of teachers that a majority of the teachers think that the contents of the curriculum are in tune with the state/national level examination in the relevant subject.

S5: Here 59% teachers response strongly agree with the statement, 41%response agree with the statement, 0% response disagree with the statement and 0% response strongly disagree with the statement.

So, it is the clear from the responses of teachers that a majority of the teachers think that the teacher has the freedom to propose, modify, suggest and incorporate new methods

in the teaching - learning activity.

S6: Here 77% teachers response strongly agree with the statement, 18% response agree with the statement, 5% response disagree with the statement and 0% response strongly disagree with the statement.

So, it is the clear from the responses of teachers that a most of the teachers informs the students about the CBCS pattern in the beginning of the course.

S7: Here 64% teachers response strongly agree with the statement, 32% response agree with the statement, 4% response disagree with the statement and 0% response strongly disagree with the statement.

So, it is the clear from the responses of teachers that most of the teacher completed syllabus of each semester on time.

S8: Here 46% teachers response strongly agree with the statement, 45% response agree with the statement, 9% teachers response Undecided, 0% response disagree with the statement and 0% response strongly disagree with the statement.

So, it is the clear from the responses of teachers that many teachers think that overall experience with the process of evaluation and assessment is very good.

S9: Here 50% teachers response strongly agree with the statement, 50% response agree with the statement, 0% response disagree with the statement and 0% response strongly disagree with the statement.

So, it is the clear from the responses of teachers that a majority of the teachers think the syllabus is useful for the students and not overburdening to them.

S10: Here 41% teachers response strongly agree with the statement, 50% response agree with the statement, 9% response disagree with the statement and 0% response strongly disagree with the statement.

So, it is the clear from the responses of teachers that many teachers think that The syllabi/curriculum gives the opportunity to a student to prepare himself/herself for a suitable job.