

GOBINDA PRASAD MAHAVIDYALAYA
OFFICE OF THE INTERNAL QUALITY ASSURANCE CELL (IQAC)

Alumni Feedback (2022 -23)

Alumni Name (optional):

Year of passing :

Department :

Objective: The Objective is to rate your satisfaction with the curriculum to use as feedback for quality improvement of the programme/ course.

The rating is done on a five point Likert scale where rating point 1 stands for Strongly disagree, 2 for Disagree, 3 for Undecided, 4 for Agree and 5 for Strongly agree respectively.

You are requested to put (✓) mark appropriate options for the following points.

Sl. No	Parameter	Strongly agree	Agree	Undecided	Disagree	Strongly disagree
1	Do you feel proud to be associated with Gobinda Prasad Mahavidyalaya as an alumni?					
2	Are you willing to contribute in the development of the institution?					
3	The extent and depth of learning the programme has been very helpful in pursuing your career.					
4	The institution organizes various kinds of activities for the overall development of the students.					
5	The institution has adequate laboratories and equipment for practical experience.					
6	Is education imparted at Gobinda Prasad Mahavidyalaya useful and relevant in your present job?					
7	The curriculum has been helpful in preparing a student for higher education and research/employment.					
8	Does the institution provide good hospitality to the alumni after passing out?					
9	Is the evaluation process in the present CBCS Curriculum satisfactory or not?					
10	The provision of remedial classes for weaker students and tutorial classes for advanced learners helps them enormously in acquiring knowledge in accordance with their respective capacities.					



Signature



GOBINDAPRASAD MAHAVIDYALAYA

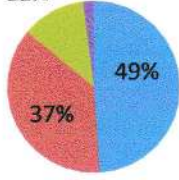
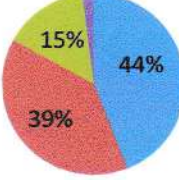
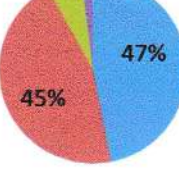
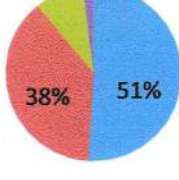
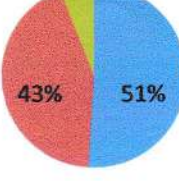
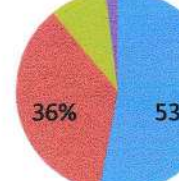
P.O.- AMARKANAN * Dist.- BANKURA - 722133 (W.B)

Ref. No.....

Date.....

Alumni Feedback Analysis

Sl no.	Parameters	Pie graph
1	Do you feel proud to be associated with Gobinda Prasad Mahavidyalaya as an alumni?	<p>2% 1% 0%</p> <p>78%</p> <p>19%</p> <ul style="list-style-type: none"> Strongly agree Agree Undecided Disagree Strongly disagree
2	Are you willing to contribute in the development of the institution?	<p>6% 0% 0%</p> <p>49%</p> <p>45%</p> <ul style="list-style-type: none"> Strongly agree Agree Undecided Disagree Strongly disagree
3	The extent and depth of learning the programme has been very helpful in pursuing your career.	<p>7% 0% 0%</p> <p>55%</p> <p>38%</p> <ul style="list-style-type: none"> Strongly agree Agree Undecided Disagree Strongly disagree
4	The institution organizes various kinds of activities for the overall development of the students.	<p>5% 3% 0%</p> <p>42%</p> <p>50%</p> <ul style="list-style-type: none"> Strongly agree Agree Undecided Disagree Strongly disagree

5	The institution has adequate laboratories and equipments for practical experience.	<p>12% 2% 0%</p>  <p>49% 37%</p> <ul style="list-style-type: none"> Strongly agree Agree Undecided Disagree Strongly disagree
6	Is education imparted at Gobinda Prasad Mahavidyalaya useful and relevant in your present job?	<p>2% 0%</p>  <p>44% 39%</p> <ul style="list-style-type: none"> Strongly agree Agree Undecided Disagree Strongly disagree
7	The curriculum has been helpful in preparing a student for higher education and research / employment.	<p>6% 2% 0%</p>  <p>47% 45%</p> <ul style="list-style-type: none"> Strongly agree Agree Undecided Disagree Strongly disagree
8	Does the institution provide good hospitality to the alumni after passing out?	<p>9% 2% 0%</p>  <p>51% 38%</p> <ul style="list-style-type: none"> Strongly agree Agree Undecided Disagree Strongly disagree
9	Is the evaluation process in the present CBCS curriculum satisfactory or not?	<p>6% 0% 0%</p>  <p>51% 43%</p> <ul style="list-style-type: none"> Strongly agree Agree Undecided Disagree Strongly disagree
10	The provision of remedial classes for weaker students and tutorial classes for advanced learners helps them enormously in acquiring knowledge in accordance with their respective capacities.	<p>9% 2% 0%</p>  <p>53% 36%</p> <ul style="list-style-type: none"> Strongly agree Agree Undecided Disagree Strongly disagree

Analysis of the statement's of Alumni

S1: Here 78% students strongly agree responses with the statement, 19% agree responses with the statement, 2% undecided responses with the statement, 1% disagree responses with the statement and 0% strongly disagree with the statement.

So, it is the clear from the responses of the alumni that majority of them feel proud to be associated with this institution as an alumni.

S2: Here 49% students strongly agree responses with the statement, 45% agree responses with the statement, 6% undecided responses with the statement, 0% disagree responses with the statement and 0% strongly disagree with the statement.

So, it is the clear from the responses of the alumni that majority of them are willing to contribute in the development of the institution.

S3: Here 55% students strongly agree responses with the statement, 38% agree responses with the statement, 7% undecided responses with the statement, 0% disagree responses with the statement and 0% strongly disagree with the statement.

So, it is the clear from the responses of the alumni that majority of them think that the extent and depth of learning the programme has been very helpful in pursuing their career.

S4: Here 42% students strongly agree responses with the statement, 50% agree responses with the statement, 5% undecided responses with the statement, 3% disagree responses with the statement and 0% strongly disagree with the statement.

So, it is the clear from the responses of the alumni that many of them think that the institution organizes various kinds of activities for the overall development of the students.

S5: Here 49% students strongly agree responses with the statement, 37% agree responses with the statement, 12% undecided responses with the statement, 2% disagree responses with the statement and 0% strongly disagree with the statement.

So, it is the clear from the responses of the alumni that majority of them think that the institution has adequate laboratories and equipments for practical experience.

S6: Here 44% students strongly agree responses with the statement, 39% agree responses with the statement, 15% undecided responses with the statement, 2% disagree responses with the statement and 0% strongly disagree with the statement.

So, it is clear from the responses of the alumni that majority of them think that the education imparted at Gobinda Prasad Mahavidyalaya is useful and relevant in their present job.

S7: Here 47% students strongly agree responses with the statement, 45% agree responses with the statement, 6% undecided responses with the statement, 2% disagree responses with the statement and 0% strongly disagree with the statement.

So, it is clear from the responses of the alumni that majority of them think that the curriculum has been helpful in preparing a student for higher education and research/employment.

S8: Here 51% students strongly agree responses with the statement, 38% agree responses with the statement, 9% undecided responses with the statement, 2% disagree responses with the statement and 0% strongly disagree with the statement.

So, it is clear from the responses of the alumni that majority of them think that the institution provides good hospitality to the alumni after passing out.

S9: Here 51 % students strongly agree responses with the statement, 43% agree responses with the statement, 6% undecided responses with the statement, 0% disagree responses with the statement and 0% strongly disagree with the statement.

So, it is clear from the responses of the alumni that majority of them think that the evaluation process in the present CBCS curriculum is satisfactory.

S10: Here 53% students strongly agree responses with the statement, 36% agree responses with the statement, 9% undecided responses with the statement, 2% disagree responses with the statement and 0% strongly disagree with the statement.

So, it is clear from the responses of the alumni that majority of them think that the provision of remedial classes for weaker students and tutorial classes for advanced learners helps them enormously in acquiring knowledge in accordance with their respective capacities.

GOBINDA PRASAD MAHAVIDYALAYA

OFFICE OF THE INTERNAL QUALITY ASSURANCE CELL (IQAC)

Employers Feedback (2022- 23)

Name of the programme: _____

Name of the Employer: _____

Objective: The Objective is to rate your satisfaction with the curriculum to use as feedback for quality improvement of the programme/ course.

The rating is done on a five point Likert scale where rating point 1 stands for Strongly disagree,

2 for Disagree, 3 for Undecided, 4 for Agree and 5 for Strongly agree respectively.

You are requested to put (✓) mark appropriate options for the following points.

Sl. No	Parameter	Strongly agree	Agree	Undecided	Disagree	Strongly disagree
1	Do you find the academic programmes offered by our Institution at the graduate level carefully planned and effective in imparting sufficient employable skills?					
2	Is the name of our Institution held in high regard whenever it appears in the resume of an applicant seeking job?					
3	Is the current syllabus job - oriented, skill - based and value oriented.					
4	The present syllabus helps in bridging the gap between industry, society and academic institution.					
5	Students learning outcome on application - based aspects.					
6	Relevance of curriculum on application - based aspects.					
7	Scope of catering Fundamental knowledge through the curriculum.					



Signature



GOBINDA PRASAD MAHAVIDYALAYA

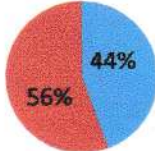
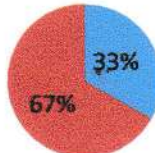
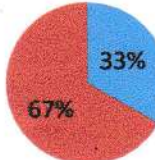
P.O. - AMARKANAN :: Dist. - BANKURA

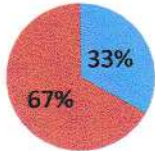
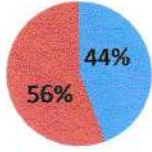
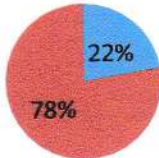
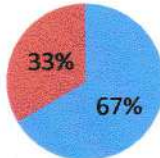
Website : www.gpmbankura.in :: Email id : gpm1985105@gmail.com :: Mob : 9734962796

Ref.....

Date.....

Employers Feedback Analysis and Action Taken Report (2022- 23)

Sl. No	Statements	Pie Graph												
1	Do you find the academic programmes offered by our Institution at the graduate level carefully planned and effective in imparting sufficient employable skills?	<div><div>STRONGLY AGREE</div><div>AGREE</div><div>UNDECIDED</div><div>DISAGREE</div><div>STRONGLY DISAGREE</div></div>  <table><tr><th>Response</th><th>Percentage</th></tr><tr><td>STRONGLY AGREE</td><td>44%</td></tr><tr><td>AGREE</td><td>56%</td></tr><tr><td>UNDECIDED</td><td>0%</td></tr><tr><td>DISAGREE</td><td>0%</td></tr><tr><td>STRONGLY DISAGREE</td><td>0%</td></tr></table>	Response	Percentage	STRONGLY AGREE	44%	AGREE	56%	UNDECIDED	0%	DISAGREE	0%	STRONGLY DISAGREE	0%
Response	Percentage													
STRONGLY AGREE	44%													
AGREE	56%													
UNDECIDED	0%													
DISAGREE	0%													
STRONGLY DISAGREE	0%													
2	Is the name of our Institution held in high regard whenever it appears in the resume of an applicant seeking job?	<div><div>STRONGLY AGREE</div><div>AGREE</div><div>UNDECIDED</div><div>DISAGREE</div><div>STRONGLY DISAGREE</div></div>  <table><tr><th>Response</th><th>Percentage</th></tr><tr><td>STRONGLY AGREE</td><td>33%</td></tr><tr><td>AGREE</td><td>67%</td></tr><tr><td>UNDECIDED</td><td>0%</td></tr><tr><td>DISAGREE</td><td>0%</td></tr><tr><td>STRONGLY DISAGREE</td><td>0%</td></tr></table>	Response	Percentage	STRONGLY AGREE	33%	AGREE	67%	UNDECIDED	0%	DISAGREE	0%	STRONGLY DISAGREE	0%
Response	Percentage													
STRONGLY AGREE	33%													
AGREE	67%													
UNDECIDED	0%													
DISAGREE	0%													
STRONGLY DISAGREE	0%													
3	Is the current syllabus job-oriented, skill - based and value oriented.	<div><div>STRONGLY AGREE</div><div>AGREE</div><div>UNDECIDED</div><div>DISAGREE</div><div>STRONGLY DISAGREE</div></div>  <table><tr><th>Response</th><th>Percentage</th></tr><tr><td>STRONGLY AGREE</td><td>33%</td></tr><tr><td>AGREE</td><td>67%</td></tr><tr><td>UNDECIDED</td><td>0%</td></tr><tr><td>DISAGREE</td><td>0%</td></tr><tr><td>STRONGLY DISAGREE</td><td>0%</td></tr></table>	Response	Percentage	STRONGLY AGREE	33%	AGREE	67%	UNDECIDED	0%	DISAGREE	0%	STRONGLY DISAGREE	0%
Response	Percentage													
STRONGLY AGREE	33%													
AGREE	67%													
UNDECIDED	0%													
DISAGREE	0%													
STRONGLY DISAGREE	0%													

4	The present syllabus helps in bridging the gap between industry, society and academic institution.	<p> ■ STRONGLY AGREE ■ AGREE ■ UNDECIDED ■ DISAGREE ■ STRONGLY DISAGREE </p> 
5	Students learning outcome on application - based aspects.	<p> ■ STRONGLY AGREE ■ AGREE ■ UNDECIDED ■ DISAGREE ■ STRONGLY DISAGREE </p> 
6	Relevance of curriculum on application - based aspects.	<p> ■ STRONGLY AGREE ■ AGREE ■ UNDECIDED ■ DISAGREE ■ STRONGLY DISAGREE </p> 
7	Scope of catering Fundamental knowledge through the curriculum.	<p> ■ STRONGLY AGREE ■ AGREE ■ UNDECIDED ■ DISAGREE ■ STRONGLY DISAGREE </p> 

Analysis of the statement's of Employers

S1: Here 44% employers strongly agree responses with the statement, 56% agree responses with the statement, 0% undecided responses with the statement, 0% disagree responses with the statement and 0% strongly disagree with the statement.

So, it is the clear from the responses of the employers that a majority of the employers think that the academic programmes offered by our Institution at the graduate level carefully planned and effective in imparting sufficient employable skills.

S2: Here 33% employers strongly agree responses with the statement, 67% agree responses with the statement, 0% undecided responses with the statement, 0% disagree responses with the statement and 0% strongly disagree with the statement.

So, it is the clear from the responses of the employers that many employers think that the name of our Institution held in high regard whenever it appears in the resume of an applicant seeking job.

S3: Here 33% employers strongly agree responses with the statement, 67% agree responses with the statement, 0% undecided responses with the statement, 0% disagree responses with the statement and 0% strongly disagree with the statement.

So, it is the clear from the responses of the employers that many employers think that the current syllabus job- oriented, skill - based and value oriented.

S4: Here 33% employers strongly agree responses with the statement, 67% agree responses with the statement, 0% undecided responses with the statement, 0% disagree responses with the statement and 0% strongly disagree with the statement.

So, it is the clear from the responses of the employers that many employers think that the present syllabus helps in bridging the gap between industry, society and academic institution.

S5 Here 44% employers strongly agree responses with the statement, 56% agree responses with the statement, 0% undecided responses with the statement, 0% disagree responses with the statement and 0% strongly disagree with the statement.

So, it is the clear from the responses of employers that a majority of the employers think that students learning outcome on application - based aspects.

S6: Here 22% employers strongly agree responses with the statement, 78% agree responses with the statement, 0% undecided responses with the statement, 0% disagree responses with the statement and 0% strongly disagree with the statement.

So, it is the clear from the responses of the employers that many employers think that relevance of curriculum on application - based aspects.

S7: Here 67% employers strongly agree responses with the statement, 33% agree responses with the statement, 0% undecided responses with the statement, 0% disagree responses with the statement and 0% strongly disagree with the statement.

So, it is the clear from the responses of the employers that a majority of the employers think that scope of catering Fundamental knowledge through the curriculum.

GOBINDA PRASAD MAHAVIDYALAYA

OFFICE OF THE INTERNAL QUALITY ASSURANCE CELL (IQAC)

Parents Feedback (2022 -23)

(অভিভাবকদের দ্বারা মূল্যায়ন)

Name of the Parents (অভিভাবকের নাম):.....

Name of the Student (শিক্ষার্থীর নাম):.....

Name of the department and Semester (বিভাগের ও সেমিস্টারের নাম):
.....

Note: Gobinda Prasad Mahavidyalaya strives to provide education as per the changing needs of society and students. Parents are important stakeholders of education; therefore their satisfaction is important to us. Parents are requested to give their feedback on the following facilities college is providing to their ward.

দ্রষ্টব্য: গোবিন্দপ্রসাদ মহাবিদ্যালয় সমাজ ও শিক্ষার্থীদের পরিবর্তিত প্রয়োজন অনুসারে শিক্ষা প্রদানের জন্য সচেষ্ট রয়েছে। অভিভাবকেরা শিক্ষার গুরুত্বপূর্ণ অংশীদার,

তাই তাদের সন্তুষ্টি আমাদের পক্ষে গুরুত্বপূর্ণ। অভিভাবকদের অনুরোধ করা হচ্ছে যে,

কলেজ তাদের সন্তানের নিম্নলিখিত সুবিধাগুলি প্রদান করছে সে সম্পর্কে তাদের মতামত জানান।

The rating is done on a five point Likert scale where rating point 1 stands for Poor, 2 for Average, 3 for good, 4 for very good and 5 for Excellent respectively.

You are requested to put (√) mark appropriate options for the following points.

(নিম্নলিখিত পয়েন্ট গুলির জন্য উপযুক্ত মান চিহ্নিত করতে আপনাকে অনুরোধ করা হচ্ছে)

Sl.No	Parameter	Excellent চমৎকার	Very good খুব ভালো	Good ভালো	Average সাধারণ	Poor খারাপ
1	Admission process (কলেজে ভর্তির প্রক্রিয়া)					
2	Quality of teaching learning (পঠন-পাঠনের গুণগতমান)					
3	Competence and commitment of faculties.(শিক্ষকদের যোগ্যতা এবং প্রতিশ্রুতি)					
4	Infrastructure facilities. (পরিকাঠামোগত সুবিধা)					
5	Learning resources such as library internet, compute etc. (লাইব্রেরী, ইন্টারনেট, কম্পিউটার ইত্যাদির মতো শেখার সম্পদ)					
6	Enhancement of student's personality. (শিক্ষার্থীদের ব্যক্তিত্বের বিকাশ)					
7	Sports and cultural activities.(খেলাধুলা ও সাংস্কৃতিক কার্যক্রম)					
8	Parental pride and respect for the college. (কলেজের জন্য পিতা মাতার গর্ব এবং শ্রদ্ধা)					
9	Students counselling and guidance. (শিক্ষার্থীদের নির্দেশনা এবং পরামর্শদান)					
10	Opportunities for extra - curricular activities (অন্যান্য সহপাঠক্রমিক কার্যাবলীর সুবিধাসমূহ)					

Suggestion if (any), please write your suggestion overleaf:

যদি আপনার কোনো পরামর্শ থাকে তাহলে পিছনের পাতায় লিখুন:



Signature
(স্বাক্ষর)



GOBINDA PRASAD MAHAVIDYALAYA

P.O. - AMARKANAN :: Dist. - BANKURA

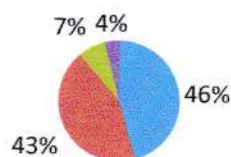
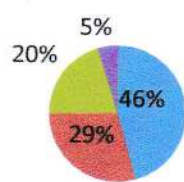
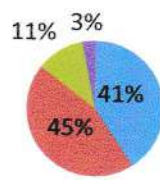
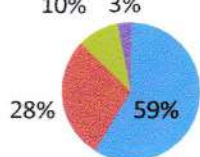
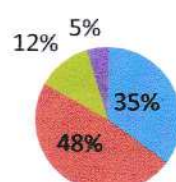
Website : www.gpmbankura.in :: Email id : gpm1985105@gmail.com :: Mob : 9734962796

Ref.....

Date.....

Parents Feedback Analysis and Action Taken Report (2022 -23)

Sl.No	Statements	Pie Graph												
1	Admission process (কলেজে ভর্তির প্রক্রিয়া)	<div><div>■ Excellent ■ Very good ■ Good ■ Average ■ Poor</div><table><tr><th>Category</th><th>Percentage</th></tr><tr><td>Excellent</td><td>48%</td></tr><tr><td>Very good</td><td>34%</td></tr><tr><td>Good</td><td>14%</td></tr><tr><td>Average</td><td>4%</td></tr><tr><td>Poor</td><td>0%</td></tr></table></div>	Category	Percentage	Excellent	48%	Very good	34%	Good	14%	Average	4%	Poor	0%
Category	Percentage													
Excellent	48%													
Very good	34%													
Good	14%													
Average	4%													
Poor	0%													
2	Quality of teaching learning (পঠন-পাঠনের গুণগতমান)	<div><div>■ Excellent ■ Very good ■ Good ■ Average ■ Poor</div><table><tr><th>Category</th><th>Percentage</th></tr><tr><td>Excellent</td><td>49%</td></tr><tr><td>Very good</td><td>42%</td></tr><tr><td>Good</td><td>9%</td></tr><tr><td>Average</td><td>0%</td></tr><tr><td>Poor</td><td>0%</td></tr></table></div>	Category	Percentage	Excellent	49%	Very good	42%	Good	9%	Average	0%	Poor	0%
Category	Percentage													
Excellent	49%													
Very good	42%													
Good	9%													
Average	0%													
Poor	0%													
3	Competence and commitment of faculties.(শিক্ষকদের যোগ্যতা এবং প্রতিশ্রুতি)	<div><div>■ Excellent ■ Very good ■ Good ■ Average ■ Poor</div><table><tr><th>Category</th><th>Percentage</th></tr><tr><td>Excellent</td><td>58%</td></tr><tr><td>Very good</td><td>37%</td></tr><tr><td>Good</td><td>5%</td></tr><tr><td>Average</td><td>0%</td></tr><tr><td>Poor</td><td>0%</td></tr></table></div>	Category	Percentage	Excellent	58%	Very good	37%	Good	5%	Average	0%	Poor	0%
Category	Percentage													
Excellent	58%													
Very good	37%													
Good	5%													
Average	0%													
Poor	0%													
4	Infrastructure facilities. (পরিকাঠামোগত সুবিধা)	<div><div>■ Excellent ■ Very good ■ Good ■ Average ■ Poor</div><table><tr><th>Category</th><th>Percentage</th></tr><tr><td>Excellent</td><td>25%</td></tr><tr><td>Very good</td><td>49%</td></tr><tr><td>Good</td><td>22%</td></tr><tr><td>Average</td><td>4%</td></tr><tr><td>Poor</td><td>0%</td></tr></table></div>	Category	Percentage	Excellent	25%	Very good	49%	Good	22%	Average	4%	Poor	0%
Category	Percentage													
Excellent	25%													
Very good	49%													
Good	22%													
Average	4%													
Poor	0%													
5	Learning resources such as library internet, computer etc. (লাইব্রেরী, ইন্টারনেট, কম্পিউটার ইত্যাদির মতো শেখার সম্পদ)	<div><div>■ Excellent ■ Very good ■ Good ■ Average ■ Poor</div><table><tr><th>Category</th><th>Percentage</th></tr><tr><td>Excellent</td><td>27%</td></tr><tr><td>Very good</td><td>46%</td></tr><tr><td>Good</td><td>16%</td></tr><tr><td>Average</td><td>11%</td></tr><tr><td>Poor</td><td>0%</td></tr></table></div>	Category	Percentage	Excellent	27%	Very good	46%	Good	16%	Average	11%	Poor	0%
Category	Percentage													
Excellent	27%													
Very good	46%													
Good	16%													
Average	11%													
Poor	0%													

6	Enhancement of student's personality. (শিক্ষার্থীদের ব্যক্তিত্বের বিকাশ)	<p>■ Excellent ■ Very good ■ Good ■ Average ■ Poor</p> 
7	Sports and cultural activities.(খেলাধুলা ও সাংস্কৃতিক কার্যক্রম)	<p>■ Excellent ■ Very good ■ Good ■ Average ■ Poor</p> 
8	Parental pride and respect for the college. (কলেজের জন্য পিতা মাতার গর্ব এবং শ্রদ্ধা)	<p>■ Excellent ■ Very good ■ Good ■ Average ■ Poor</p> 
9	Students counselling and guidance. (শিক্ষার্থীদের নির্দেশনা এবং পরামর্শদান)	<p>■ Excellent ■ Very good ■ Good ■ Average ■ Poor</p> 
10	Opportunities for extra - curricular activities (অন্যান্য সহপাঠ্যক্রমিক কার্যাবলীর সুবিধাসমূহ)	<p>■ Excellent ■ Very good ■ Good ■ Average ■ Poor</p> 

Analysis of the statements of Parents

S1: Here 48% Parents excellent responses with the statement, 34% very good responses with the statement, 14% good responses with the statement, 4% average responses with the statement and 0% poor with the statement.

So, it is clear from the responses of the student that a majority of the student think that admission processes are excellent.

S2: Here 49% Parents excellent responses with the statement, 42% very good responses with the statement, 9% good responses with the statement, 0% average responses with the statement and 0% poor with the statement.

So, it is clear from the responses of the students that many students think that qualities of teaching learning are very good.

S3: Here 58% Parents excellent responses with the statement, 37% very good responses with the statement, 5% good responses with the statement, 0% average responses with the statement and 0% poor with the statement.

So, it is the clear from the responses of the students that many students think that competence and commitment of faculties are excellent.

S4: Here 25% Parents excellent responses with the statement, 49% very good responses with the statement, 22% good responses with the statement, 4 % average responses with the statement and 0% poor with the statement.

So, it is the clear from the responses of the students that many students think that infrastructure facilities are very good.

S5 Here 27% Parents excellent responses with the statement, 46% very good responses with the statement, 16% good responses with the statement, 11% average responses with the statement and 0% poor with the statement.

So, it is the clear from the responses of students that a majority of the students think that learning resources are very good such as library internet, computers etc.

S6: Here 46% Parents excellent responses with the statement, 43% very good responses with the statement, 7% good responses with the statement, 4% average responses with the statement and 0% poor with the statement.

So, it is the clear from the responses of the students that many students think that enhancement of student's personality are excellent.

S7: Here 46% Parents excellent responses with the statement, 29% very good responses with the statement, 20% good responses with the statement, 5% average responses with the statement and 0% poor with the statement.

So, it is the clear from the responses of the students that a majority of the students think that excellent sports and cultural activities.

S8: Here 41% Parents excellent responses with the statement, 45% very good responses with the statement, 11% good responses with the statement, 3% average responses with the statement and 0% poor with the statement.

So, it is the clear from the responses of the students that a majority of the student think that excellent parental pride and respect for the college.

S9: Here 59% Parents excellent responses with the statement, 28% very good responses with the statement, 10% good responses with the statement, 3% average responses with the statement and 0% poor with the statement.

So, it is the clear from the responses of the students that many students think that excellent processes students counseling and guidance.

S10: Here 35% Parents excellent responses with the statement, 48% very good responses with the statement, 12% good responses with the statement, 5% average responses with the statement and 0% poor with the statement.

So, it is the clear from the responses of the student that a majority of the student think that very good opportunities for extra - curricular activities.

GOBINDA PRASAD MAHAVIDYALAYA

OFFICE OF THE INTERNAL QUALITY ASSURANCE CELL (IQAC)

Students Feedback on Curriculum (2022 -23)

Name of the Department:

Name of the Student:

Semester:

Objective: The Objective is to rate your satisfaction with the curriculum to use as feedback for quality improvement of the programme.

The rating is done on a five point Likert scale where rating point 1 stands for Strongly disagree, 2 for Disagree, 3 for Undecided, 4 for Agree and 5 for Strongly agree respectively.

You are requested to put (√) mark appropriate options for the following points.

Sl. No	Parameter	Strongly agree	Agree	Undecided	Disagree	Strongly disagree
1	How much of the syllabus was covered in the class?					
2	The present syllabus is sufficiently modernized to touch upon the broad paths of recent developments in the subjects.					
3	The curriculum is as per the need of the students.					
4	The course/programme of studies carries sufficient number of choices.					
5	There are enough choices for students for selective SEC subjects.					
6	The students are informed in details about the CBCS pattern in the beginning of the semester.					
7	Time allotted is just enough to cover the entire course content.					
8	Sufficient number of prescribed books/study materials are available in the Library.					
9	The syllabi/curriculum give opportunity to a student to prepare himself/herself for a suitable job/Higher studies/competitive exams.					
10	Overall experience with the process of evolution and assessment is very good.					



Signature



GOBINDAPRASAD MAHAVIDYALAYA

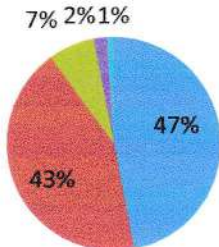
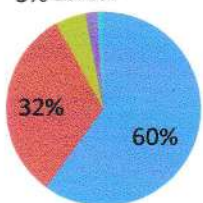
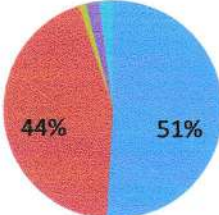
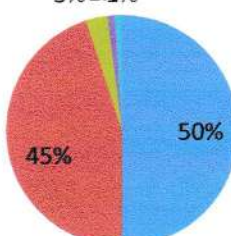
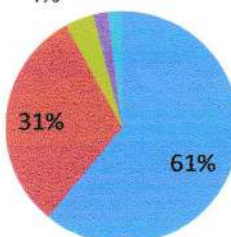
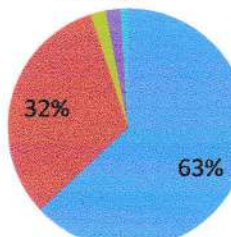
P.O.-AMARKANAN * Dist.-BANKURA - 722133 (W.B)

Ref. No.....

Date.....

Students' Feedback Analysis

Sl no.	Parameters	Pie graph
1	How much of the syllabus was covered in the class?	<p>1% 0% 0%</p> <p>31% 68%</p> <ul style="list-style-type: none"> Strongly agree Agree Undecided Disagree Strongly disagree
2	The present syllabus is sufficiently modernised to touch upon the broad paths of recent developments in the subjects.	<p>3% 1% 0%</p> <p>46% 50%</p> <ul style="list-style-type: none"> Strongly agree Agree Undecided Disagree Strongly disagree
3	The curriculum is as per the need of the students.	<p>4% 3% 0%</p> <p>31% 62%</p> <ul style="list-style-type: none"> Strongly agree Agree Undecided Disagree Strongly disagree
4	The course/programme of studies carries sufficient number of choices.	<p>8% 2% 1%</p> <p>38% 51%</p> <ul style="list-style-type: none"> Strongly agree Agree Undecided Disagree Strongly disagree

5	There are enough choices for students for selective SEC subjects.	 <p>7% 2% 1%</p> <p>47%</p> <p>43%</p> <ul style="list-style-type: none"> Strongly agree Agree Undecided Disagree Strongly disagree
6	The students are informed in details about the CBCS pattern in the beginning of the semester.	 <p>5% 2% 1%</p> <p>60%</p> <p>32%</p> <ul style="list-style-type: none"> Strongly agree Agree Undecided Disagree Strongly disagree
7	Time allotted is just enough to cover the entire course content.	 <p>1% 2% 2%</p> <p>51%</p> <p>44%</p> <ul style="list-style-type: none"> Strongly agree Agree Undecided Disagree Strongly disagree
8	Sufficient numbers of prescribed books/study materials are available in the Library.	 <p>3% 1% 1%</p> <p>50%</p> <p>45%</p> <ul style="list-style-type: none"> Strongly agree Agree Undecided Disagree Strongly disagree
9	The syllabi/curriculum give opportunity to a student to prepare himself/herself for a suitable job/ Higher studies/ competitive exams.	 <p>4% 2% 2%</p> <p>61%</p> <p>31%</p> <ul style="list-style-type: none"> Strongly agree Agree Undecided Disagree Strongly disagree
10	Overall experience with the process of evaluation and assessment is very good.	 <p>2% 2% 1%</p> <p>63%</p> <p>32%</p> <ul style="list-style-type: none"> Strongly agree Agree Undecided Disagree Strongly disagree

Analysis of the statement's of Students

S1: Here 68% students strongly agree responses with the statement, 31% agree responses with the statement, 1% undecided responses with the statement, 0% disagree responses with the statement and 0% strongly disagree with the statement.

So, it is the clear from the responses of the students that majority of the students think that the syllabus was almost covered in the classes.

S2: Here 50% students strongly agree responses with the statement, 46% agree responses with the statement, 3% undecided responses with the statement, 1% disagree responses with the statement and 0% strongly disagree with the statement.

So, it is the clear from the responses of the students that majority of the students think that the present syllabus is sufficiently modernized to touch upon the broad paths of recent developments in the subjects.

S3: Here 62% students strongly agree responses with the statement, 31% agree responses with the statement, 4% undecided responses with the statement, 3% disagree responses with the statement and 0% strongly disagree with the statement.

So, it is the clear from the responses of the students that majority of the student think that the curriculum is as per the need of the students.

S4: Here 51 % students strongly agree responses with the statement, 38% agree responses with the statement, 8% undecided responses with the statement, 2% disagree responses with the statement and 1% strongly disagree with the statement.

So, it is the clear from the responses of the students that majority of the student think that the course/programme of studies carries sufficient number of choices.

S5: Here 47% students strongly agree responses with the statement, 43% agree responses with the statement, 7% undecided responses with the statement, 2% disagree responses with the statement and 1% strongly disagree with the statement.

So, it is the clear from the responses of students that majority of the students think that enough choices for students for selective SEC subjects.

S6: Here 60% students strongly agree responses with the statement, 32% agree responses with the statement, 5% undecided responses with the statement, 2% disagree responses with the statement and 1% strongly disagree with the statement.

So, it is the clear from the responses of the students that majority of the students think that the students are informed in details about the CBCS pattern in the beginning of the semester.

S7: Here 51% students strongly agree responses with the statement, 44% agree responses with the statement, 1% undecided responses with the statement, 2% disagree responses with the statement and 2% strongly disagree with the statement.

So, it is the clear from the responses of the students that majority of the students think that time allotted is just enough to cover the entire course content.

S8: Here 50% students strongly agree responses with the statement, 45% agree responses with the statement, 3% undecided responses with the statement, 1% disagree responses with the statement and 1% strongly disagree with the statement.

So, it is the clear from the responses of the students that majority of the students think that sufficient numbers of prescribed books/study materials are available in the Library. New Syllabus oriented books are sufficient in quantity.

S9: Here 61 % students strongly agree responses with the statement, 31% agree responses with the statement, 4% undecided responses with the statement, 2% disagree responses with the statement and 2% strongly disagree with the statement.

So, it is the clear from the responses of the students that majority of the students think that the syllabi/curriculum gives opportunity to a student to prepare himself/herself for a suitable job/Higher studies/competitive exams.

S10: Here 63% students strongly agree responses with the statement, 32% agree responses with the statement, 2% undecided responses with the statement, 2% disagree responses with the statement and 1% strongly disagree with the statement.

So, it is the clear from the responses of the students that majority of the students think that overall experience with the process of evaluation and assessment is very good.

GOBINDA PRASAD MAHAVIDYALAYA

OFFICE OF THE INTERNAL QUALITY ASSURANCE CELL (IQAC)

Teachers Feedback (2022 - 23)

Name of the Teacher:.....

Objective: The Objective is to rate your satisfaction with the curriculum to use as feedback for quality improvement of the programme/ course.

The rating is done on a five point Likert scale where rating point 1 stands for Strongly disagree, 2 for Disagree, 3 for Undecided, 4 for Agree and 5 for Strongly agree respectively.

You are requested to put (✓) mark appropriate options for the following points.

Sl. No	Parameter	Strongly agree	Agree	Undecided	Disagree	Strongly disagree
1	The curriculum and syllabus framed by Bankura University are well organized and suitable for the programme.					
2	Objectives of the syllabi, programme outcomes and course outcomes are well defined and clear to the teachers and the students.					
3	The curriculum is as per the need of the students.					
4	The contents of the curriculum are in tune with the state/national level examination in the relevant subject.					
5	The teacher has the freedom to propose, modify, suggest and incorporate new methods in the teaching - learning activity.					
6	The teacher informs the students about the CBCS pattern in the beginning of the course.					
7	The syllabus of each semester is completed on time.					
8	Overall experience with the process of evaluation and assessment is very good.					
9	The syllabus is useful for the students and not overburdening to them.					
10	The syllabi/curriculum gives the opportunity to a student to prepare himself/herself for a suitable job.					



Signature



GOBINDA PRASAD MAHAVIDYALAYA

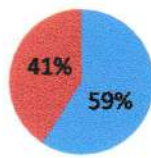
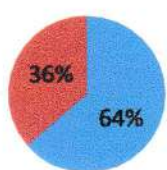
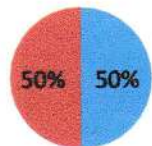
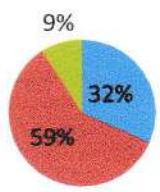
P.O. - AMARKANAN :: Dist. - BANKURA

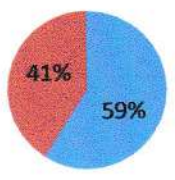
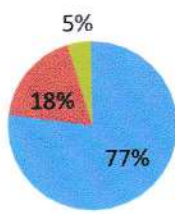
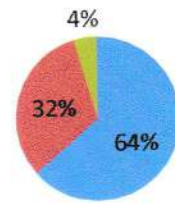
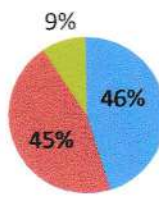
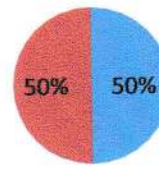
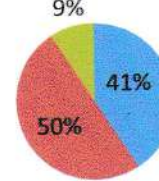
Website : www.gpmbankura.in :: Email id : gpm1985105@gmail.com :: Mob : 9734962796

Ref.

Date.

Teachers Feedback Analysis and Action taken Report Session 2022-23

Sl.No	Parameter	Pie Graph												
1	The curriculum and syllabus framed by Bankura University are well organized and suitable for the programme.	<div>Strongly Agree Agree Undecided Disagree Strongly disagree</div>  <table><tr><th>Response</th><th>Percentage</th></tr><tr><td>Strongly Agree</td><td>59%</td></tr><tr><td>Agree</td><td>41%</td></tr><tr><td>Undecided</td><td>0%</td></tr><tr><td>Disagree</td><td>0%</td></tr><tr><td>Strongly disagree</td><td>0%</td></tr></table>	Response	Percentage	Strongly Agree	59%	Agree	41%	Undecided	0%	Disagree	0%	Strongly disagree	0%
Response	Percentage													
Strongly Agree	59%													
Agree	41%													
Undecided	0%													
Disagree	0%													
Strongly disagree	0%													
2	Objectives of the syllabi, programme outcomes and course outcomes are well defined and clear to the teachers and the students.	<div>Strongly Agree Agree Undecided Disagree Strongly disagree</div>  <table><tr><th>Response</th><th>Percentage</th></tr><tr><td>Strongly Agree</td><td>64%</td></tr><tr><td>Agree</td><td>36%</td></tr><tr><td>Undecided</td><td>0%</td></tr><tr><td>Disagree</td><td>0%</td></tr><tr><td>Strongly disagree</td><td>0%</td></tr></table>	Response	Percentage	Strongly Agree	64%	Agree	36%	Undecided	0%	Disagree	0%	Strongly disagree	0%
Response	Percentage													
Strongly Agree	64%													
Agree	36%													
Undecided	0%													
Disagree	0%													
Strongly disagree	0%													
3	The curriculum is as per the need of the students.	<div>Strongly Agree Agree Undecided Disagree Strongly disagree</div>  <table><tr><th>Response</th><th>Percentage</th></tr><tr><td>Strongly Agree</td><td>50%</td></tr><tr><td>Agree</td><td>50%</td></tr><tr><td>Undecided</td><td>0%</td></tr><tr><td>Disagree</td><td>0%</td></tr><tr><td>Strongly disagree</td><td>0%</td></tr></table>	Response	Percentage	Strongly Agree	50%	Agree	50%	Undecided	0%	Disagree	0%	Strongly disagree	0%
Response	Percentage													
Strongly Agree	50%													
Agree	50%													
Undecided	0%													
Disagree	0%													
Strongly disagree	0%													
4	The contents of the curriculum are in tune with the state/national level examination in the relevant subject.	<div>Strongly Agree Agree Undecided Disagree Strongly disagree</div>  <table><tr><th>Response</th><th>Percentage</th></tr><tr><td>Strongly Agree</td><td>32%</td></tr><tr><td>Agree</td><td>59%</td></tr><tr><td>Undecided</td><td>9%</td></tr><tr><td>Disagree</td><td>0%</td></tr><tr><td>Strongly disagree</td><td>0%</td></tr></table>	Response	Percentage	Strongly Agree	32%	Agree	59%	Undecided	9%	Disagree	0%	Strongly disagree	0%
Response	Percentage													
Strongly Agree	32%													
Agree	59%													
Undecided	9%													
Disagree	0%													
Strongly disagree	0%													

5	The teacher has the freedom to propose, modify, suggest and incorporate new methods in the teaching - learning activity.	<div>Strongly Agree Agree Undecided Disagree Strongly disagree</div>  <table><tr><th>Response</th><th>Percentage</th></tr><tr><td>Strongly Agree</td><td>59%</td></tr><tr><td>Agree</td><td>41%</td></tr><tr><td>Undecided</td><td>0%</td></tr><tr><td>Disagree</td><td>0%</td></tr><tr><td>Strongly disagree</td><td>0%</td></tr></table>	Response	Percentage	Strongly Agree	59%	Agree	41%	Undecided	0%	Disagree	0%	Strongly disagree	0%
Response	Percentage													
Strongly Agree	59%													
Agree	41%													
Undecided	0%													
Disagree	0%													
Strongly disagree	0%													
6	The teacher informs the students about the CBCS pattern in the beginning of the course.	<div>Strongly Agree Agree Undecided Disagree Strongly disagree</div>  <table><tr><th>Response</th><th>Percentage</th></tr><tr><td>Strongly Agree</td><td>77%</td></tr><tr><td>Agree</td><td>18%</td></tr><tr><td>Undecided</td><td>5%</td></tr><tr><td>Disagree</td><td>0%</td></tr><tr><td>Strongly disagree</td><td>0%</td></tr></table>	Response	Percentage	Strongly Agree	77%	Agree	18%	Undecided	5%	Disagree	0%	Strongly disagree	0%
Response	Percentage													
Strongly Agree	77%													
Agree	18%													
Undecided	5%													
Disagree	0%													
Strongly disagree	0%													
7	The syllabus of each semester is completed on time.	<div>Strongly Agree Agree Undecided Disagree Strongly disagree</div>  <table><tr><th>Response</th><th>Percentage</th></tr><tr><td>Strongly Agree</td><td>64%</td></tr><tr><td>Agree</td><td>32%</td></tr><tr><td>Undecided</td><td>4%</td></tr><tr><td>Disagree</td><td>0%</td></tr><tr><td>Strongly disagree</td><td>0%</td></tr></table>	Response	Percentage	Strongly Agree	64%	Agree	32%	Undecided	4%	Disagree	0%	Strongly disagree	0%
Response	Percentage													
Strongly Agree	64%													
Agree	32%													
Undecided	4%													
Disagree	0%													
Strongly disagree	0%													
8	Overall experience with the process of evaluation and assessment is very good.	<div>Strongly Agree Agree Undecided Disagree Strongly disagree</div>  <table><tr><th>Response</th><th>Percentage</th></tr><tr><td>Strongly Agree</td><td>46%</td></tr><tr><td>Agree</td><td>45%</td></tr><tr><td>Undecided</td><td>9%</td></tr><tr><td>Disagree</td><td>0%</td></tr><tr><td>Strongly disagree</td><td>0%</td></tr></table>	Response	Percentage	Strongly Agree	46%	Agree	45%	Undecided	9%	Disagree	0%	Strongly disagree	0%
Response	Percentage													
Strongly Agree	46%													
Agree	45%													
Undecided	9%													
Disagree	0%													
Strongly disagree	0%													
9	The syllabus is useful for the students and not overburdening to them.	<div>Strongly Agree Agree Undecided Disagree Strongly disagree</div>  <table><tr><th>Response</th><th>Percentage</th></tr><tr><td>Strongly Agree</td><td>50%</td></tr><tr><td>Agree</td><td>50%</td></tr><tr><td>Undecided</td><td>0%</td></tr><tr><td>Disagree</td><td>0%</td></tr><tr><td>Strongly disagree</td><td>0%</td></tr></table>	Response	Percentage	Strongly Agree	50%	Agree	50%	Undecided	0%	Disagree	0%	Strongly disagree	0%
Response	Percentage													
Strongly Agree	50%													
Agree	50%													
Undecided	0%													
Disagree	0%													
Strongly disagree	0%													
10	The syllabi/curriculum gives the opportunity to a student to prepare himself/herself for a suitable job.	<div>Strongly Agree Agree Undecided Disagree Strongly disagree</div>  <table><tr><th>Response</th><th>Percentage</th></tr><tr><td>Strongly Agree</td><td>41%</td></tr><tr><td>Agree</td><td>50%</td></tr><tr><td>Undecided</td><td>9%</td></tr><tr><td>Disagree</td><td>0%</td></tr><tr><td>Strongly disagree</td><td>0%</td></tr></table>	Response	Percentage	Strongly Agree	41%	Agree	50%	Undecided	9%	Disagree	0%	Strongly disagree	0%
Response	Percentage													
Strongly Agree	41%													
Agree	50%													
Undecided	9%													
Disagree	0%													
Strongly disagree	0%													

ANALYSIS OF THE STATEMENTS OF TEACHERS

S1: Here 59% teachers response strongly agree with the statement, 41 %response agree with the statement, 4% teachers response Undecided, 0% response disagree with the statement and 0% response strongly disagree with the statement.

So, it is the clear from the responses of teachers that a majority of the teachers think that the curriculum and syllabus framed by Bankura University are well organized and suitable for the programme.

S2: Here 64% teachers response strongly agree with the statement, 36%response agree with the statement, 0% response disagree with the statement, and 0% response strongly disagree with the statement.

So, it is the clear from the responses of teachers that a majority of the teachers think that the objectives of the syllabi, programme outcomes and course outcomes are well defined and clear to the teachers and the students.

S3: Here 50% teachers response strongly agree with the statement, 50%response agree with the statement, 0% teachers response Undecided, 0% response disagree with the statement and 0% response strongly disagree with the statement.

So, it is the clear from the responses of teachers that many teachers think that the curriculum is as per the need of the students.

S4: Here 32% teachers response strongly agree with the statement, 59%response agree with the statement, 9% teachers response Undecided, 0% response disagree with the statement, and 0% response strongly disagree with the statement.

So, it is the clear from the responses of teachers that a majority of the teachers think that the contents of the curriculum are in tune with the state/national level examination in the relevant subject.

S5: Here 59% teachers response strongly agree with the statement, 41%response agree with the statement, 0% response disagree with the statement and 0% response strongly disagree with the statement.

So, it is the clear from the responses of teachers that a majority of the teachers think that the teacher has the freedom to propose, modify, suggest and incorporate new methods

in the teaching - learning activity.

S6: Here 77% teachers response strongly agree with the statement, 18% response agree with the statement, 5% response disagree with the statement and 0% response strongly disagree with the statement.

So, it is the clear from the responses of teachers that a most of the teachers informs the students about the CBCS pattern in the beginning of the course.

S7: Here 64% teachers response strongly agree with the statement, 32% response agree with the statement, 4% response disagree with the statement and 0% response strongly disagree with the statement.

So, it is the clear from the responses of teachers that most of the teacher completed syllabus of each semester on time.

S8: Here 46% teachers response strongly agree with the statement, 45% response agree with the statement, 9% teachers response Undecided, 0% response disagree with the statement and 0% response strongly disagree with the statement.

So, it is the clear from the responses of teachers that many teachers think that overall experience with the process of evaluation and assessment is very good.

S9: Here 50% teachers response strongly agree with the statement, 50% response agree with the statement, 0% response disagree with the statement and 0% response strongly disagree with the statement.

So, it is the clear from the responses of teachers that a majority of the teachers think the syllabus is useful for the students and not overburdening to them.

S10: Here 41% teachers response strongly agree with the statement, 50% response agree with the statement, 9% response disagree with the statement and 0% response strongly disagree with the statement.

So, it is the clear from the responses of teachers that many teachers think that The syllabi/curriculum gives the opportunity to a student to prepare himself/herself for a suitable job.